Fußgänger - Unterführung Lindenstraße, Dettingen / T., M. 1:100, 1:50

Längsschnitt, M. 1:100

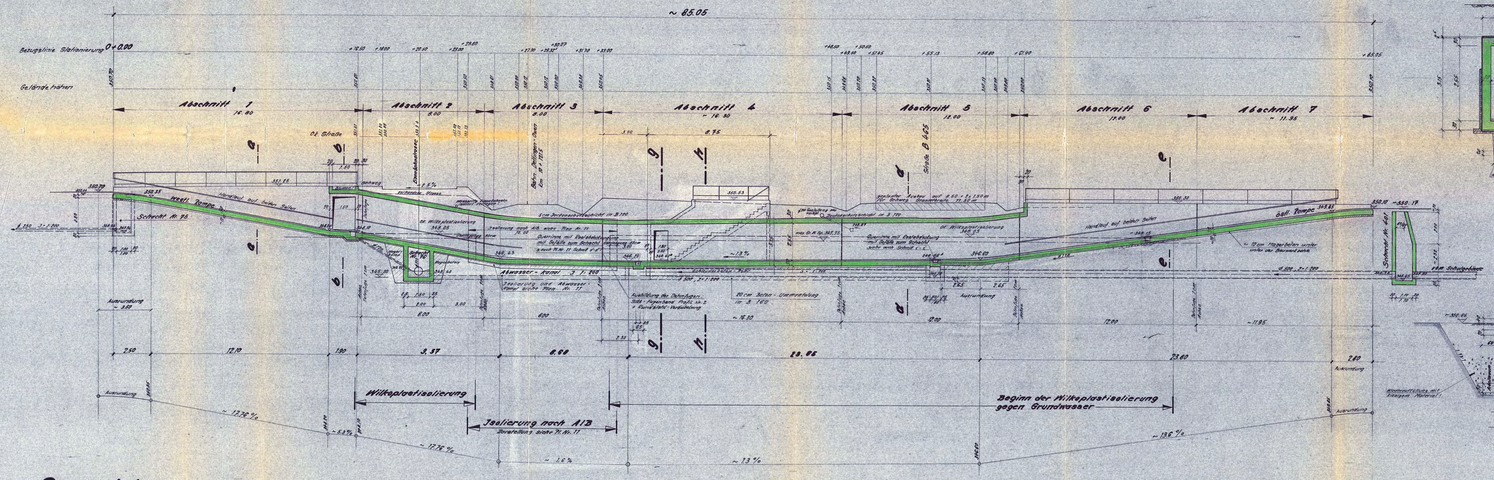

Grundriss M. 1:100

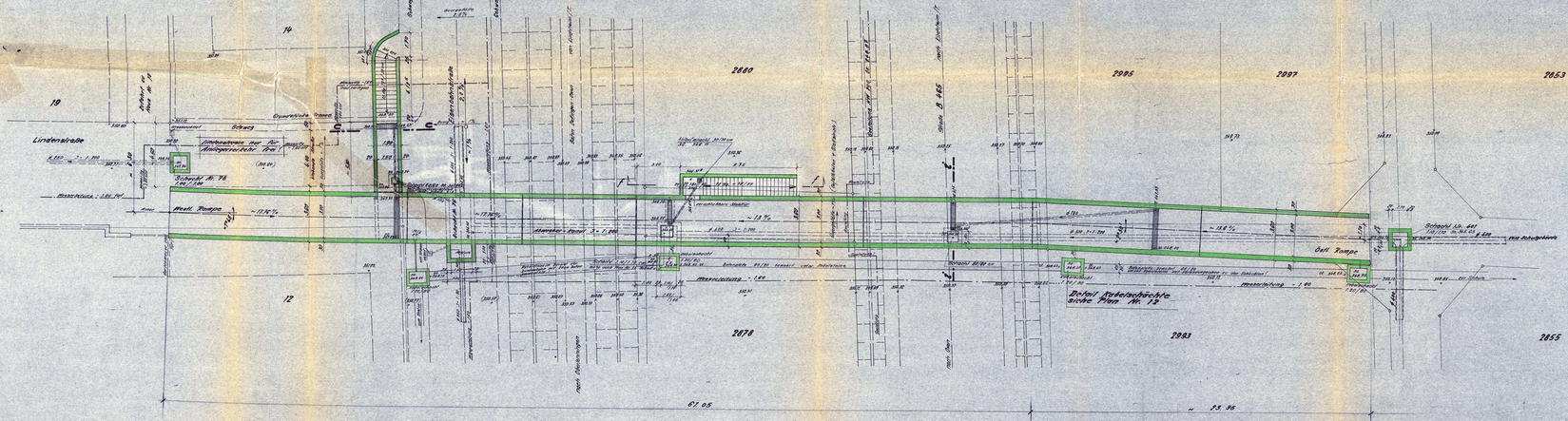

Schnitt g-g M 1:50

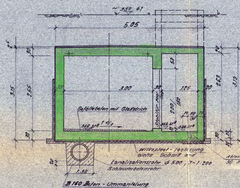

Schnitt f-f M 1:50

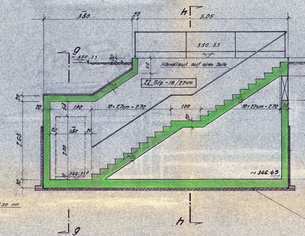

Schnitt h-h M 1:50

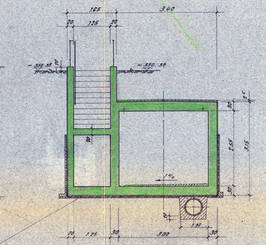

Schnitt a-a M 1:50

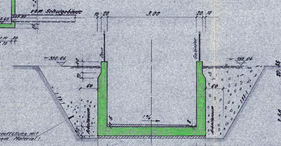

Schnitt b-b M 1:50

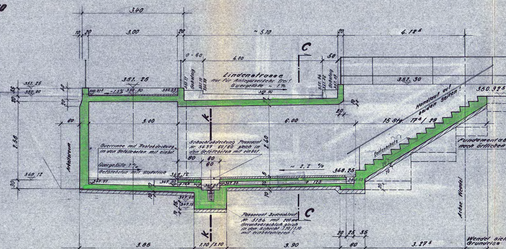

c-c M 1:50

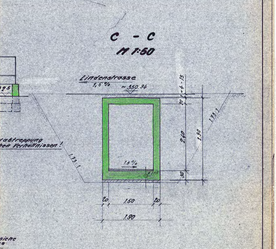

Schnitt d-d M 1:50

Darstellung der Isolierung ausserhalb des Bahnbereiches Wilkeplastisierung

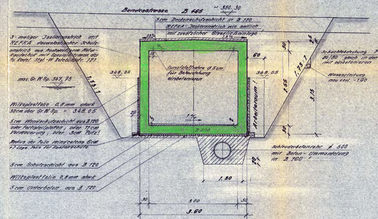

Schnitt i-i M 1:25

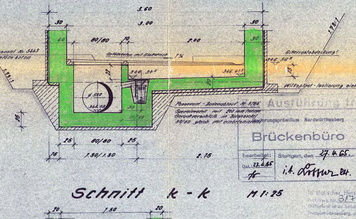

Schnitt k-k M 1:25

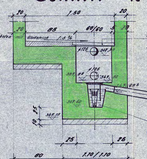

Schnitt e-e M 1:50

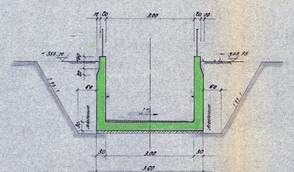

BETONGÜTE B 15, 17, 17a, 19b, 225, 300	
ZEMENTMENGE n. L.F. KG/M³ F.B.	
STAHLGÜTE I, IIIa, IVa	
KORNTRENNUNG S-Tech	
ZEMENTART I 275	
ALLE MASSE SIND ZU PRÜFEN	
BIEGEMASSE SIND AUSSENMASSE	

Ausführung freigegeben:

Brückenbüro

Plan Nr. 1094 / 4

Stuttgart, den 27.5.65

i.A. Dr. Ing. Wi.

Geprüft:

Stuttgart, den 28.1.1965

Name: Müller

Dienstbezeichnung: Reg.-Bau-Mstr.

Zur Ausführung genehmigt

Stuttgart, den 28.5.1965

Deutsche Bundesbahn

Bundesbahndirektion Stuttgart

Dienstbezeichnung: ROR

DIPL. ING. HEL... ARCHIT...

INGENIEURBÜRO

Fußgänger-Unterführung Lindenstraße, Dettingen

Gesamt-Projekt

Schalplan

10 d

29.1.65

1:50, 1:25